



# ICORIS 2022

The 4<sup>th</sup> International Conference on Cybernetics and Intelligent System

Kampus Merdeka

# UNIVERSITAS POTENSI UTAMA



2022 4th International Conference on Cybernetics and Intelligent System (ICORIS) | 978-1-6654-5395-0/22/\$31.00 ©2022 IEEE | DOI: 10.1109/ICORIS56080.2022.10031444

# 04<sup>th</sup>

Conference **ON**

# 08-09

OCTOBER 2022

VENUE: HOTEL KHAS PARAPAT, LAKE TOBA  
NORTH SUMATERA - INDONESIA

# ICORIS

## INTERNATIONAL CONFERENCE

**HOST**



**CO-HOST**



**SUPPORTED BY**



## AUTHOR INDEX

No	Nama	Page
1	Abdul Meizar.	452
2	Abraham Aditya Sudjatmoko	89
3	Affandy Affandy	599, 603
4	Afnan Rosyidi	114
5	Afriana Lukita Sari	176
6	Agnesia Candra Sulyani	395
7	Ahmad Asri Bin Abd Samat	363
8	Ahmad Zamsuri	286
9	Aji Prasetya Wibawa	568
10	Alam Ahmad Hidayat	26,32,37
11	Alfonsius Adrian Susanto	89
12	Althea Adeltrudis Harjo	424
13	Alvin Lie	134
14	Amallia Ferhat	32
15	Amila	563
16	Amri Amri	401
17	Andhika Rafi Hananto	376,381
18	Andi	248
19	Andi Muhammad Idkhan	301
20	Andi Pramono	189,348
21	Andre Gunawan	625
22	Andreas Chang	330
23	Andrew Tanny Liem	270
24	Andrew Willy	223
25	Andrian Kharisma Wijaya	584
26	Andros Clarence Chen	202
27	Ang Swat Lin Lindawati	242
28	Anindya Widita	66
29	Ankur Singh Bist	213
30	Anneke Anggala	109
31	Anthony Stephen	134
32	Anzaludin Samsinga Perbangsa	48
33	Ardian Rianto	270
34	Arief Setyanto	315
35	Ariel Yonatan Alin	409
36	Aries Aries	391
37	Arif Budiarto	26
38	Arif Nur Afandi	363
39	Arli Aditya Parikesit	289
40	As'Ad Syafrizal Addany	161

41	Assed Lussak	145,524,534
42	Astari Retnowardhani	1
43	Asti Herliana	446
44	Atim Djazuli	371
45	Azani Cempaka Sari	77,89,139,194
46	B. Herawan Hayadi	83,248
47	Badrul Munir	189
48	Bagus Made Sabda Nirmala	573
49	Baiq Desy Aniska Prayanti	59,181
50	Bambang Leo Handoko	242,258
51	Baskoro Azis	189
52	Bayu Kanigoro	72
53	Bens Pardamean	19,26,32,37,48
54	Berlilana	376
55	Bhupesh Rawat	213
56	Bob Subhan Riza	286
57	Brandon Nicolas Marlim	238
58	Brian Joe Antoni	184
59	Brilly Andro Makalew	13
60	Bryan Anderson	194
61	Bryan Ghilchrist	342
62	Budi Juarto	202
63	Budi Susilo	512
64	Budi Triandi	335
65	Budi Yulianto	54
66	Burhanuddin Damanik	563
67	Candra Ahmadi	63
68	Carles Juliandy	248
69	Cecilia Valenda	217
70	Charles Bronson Harahap	310
71	Christian Kurniawan	13
72	Cisde Mulyadi	97
73	Cuk Tho	103
74	Daevan Martana	295
75	Dandy Pramana Hostiadi	462,486,491,573
76	Dani Suandi	295
77	Danielson Danielson	194
78	Darmeli Nasution	528
79	David Agustriawan	289,614,621
80	David David	436
81	Davis Inde Satya	230
82	Davy Ronald Hermanus	295
83	Debby Sondakh	625
84	Deby Erina Parung	26

85	Delly Minita Asnathasia	348
86	Dendi Anggriandi	409
87	Dendy Rosman	166,172
88	Denis Eka Cahyani	363,568
89	Denny Alvito Ginting	223
90	Deny Adhar	310
91	Desti Syuhada	63
92	Dewi Khairani	401
93	Dian Amirullah	26
94	Dian Pratama Putra	32,37
95	Dianka Wahyuningtias	172
96	Dickson Ryan Jose	305
97	Didik Dwi Prasetya	568
98	Digdo Sudigyo	37
99	Doni Purnama Alamsyah	330,446
100	Dwi Ramadhona	441
101	Dyah Nur'Ainingsih	584
102	Eben Haezar Ekoputra Soegiarto	625
103	Edgard Jonathan Putra Pranoto	72
104	Edi Syahputra	452
105	Edson Yahuda Putra	275
106	Edy Irwansyah	72,184
107	Edy Victor Haryanto S	436
108	Efa Ayu Nabila	207
109	Egi Rehani Triyulinar	568
110	Eiad Yafi	43
111	Eka Diraksa Putra	172
112	Eka Purnama Harahap	213
113	Eko Setyo Purwanto	77,89,139,194
114	Elena Bianca Jap	77
115	Eli Hendrik Sanjaya	363
116	Elmanani Simamora	452
117	Elsa Aditya	83
118	Erfan Hasmin	282
119	Eri Prasetyo Wibowo	584,591
120	Erna Budhiarti Nababan	405
121	Ernastuti Ernastuti	631
122	Esmi Nur Fitri	599,603
123	Eugene Salim Wijaya	77
124	Evi Dewi Sri Mulyani	500
125	Evi Triandini	395
126	Fadhilah Akhbar	568
127	Fahmi Fahmi	528
128	Fairuz Iqbal Maulana	109,424

129	Faisal Amir Harahap	254
130	Faishal Hilmy Maulida	66
131	Faishal Rayyan	580
132	Farah Levyta	172
133	Farrel Nelson Veriano	295
134	Farrikh Al Zami	599,603
135	Fathi Sei Pahangai Akbar	129
136	Fathur Muhammad Haekal	123
137	Faulinda Ely Nastiti	43
138	Febrianta Surya Nugraha	97
139	Felix Indra Kurniadi	359
140	Felix Pherry	359
141	Felix Ratana	518
142	Firah Putri Pratiwi	500
143	Frans Ikorasaki	254
144	Fransiscus Asisi Agung Dwi Prasetyo Prasetyo	66
145	Freddy Triono	166
146	Fredy Purnomo	238,223
147	Gabriel Flavianus	295
148	Gabriel Janes Posumah	547
149	Gede Angga Pradipta	264,430,462,486,491,573
150	Gerry Giovan	342
151	Giovanna Cheryl Wu	129
152	Green Arther Sandag	625
153	Green Ferry Mandias	275
154	Gregorius Gregorius	359
155	Gregorius Natanael Elwirehardja	19
156	Hana Desy Natalina	166
157	Hardianto	310
158	Helmi Kurniawan	254
159	Henderi Henderi	207
160	Hendra Nusa Putra	286
161	Hendri Julian Pramana	500
162	Heri Gunawan	310
163	Herlina Kikin	512
164	Herlinawati Herlinawati	387
165	Herlino Nanang	401
166	Herman Mawengkang	335,353,528,538
167	Herpri Melinia	414
168	Husni Teja Sukmana	401
169	Hustinawaty Hustinawaty	325
170	I Dewa Ayu Eka Yuliani	512
171	I Gede Surya Rahayuda	554
172	I Gusti Made Karmawan	258

173	I Gusti Ngurah Satria Wijaya	395
174	I Gusti Ngurah Wikranta Arsa	608
175	I Ketut Putu Suniantara	395
176	I Komang Agus Ady Aryanto	264
177	I Made Arya Budhi	608
178	I Made Bhaskara Gautama	608
179	I Made Darma Susila	462
180	I Made Liandana	462
181	I Nyoman Rudy Hendrawan	608
182	Ibnu Darmawan	145,524,534
183	Ida Bagus Ananta Wijaya	424
184	Ida Bagus Ananta Wijaya.	109
185	Ida Bagus Maha Indra Prasada	264
186	IGKG Puritan Wijaya ADH	608
187	Ignatius Ronald	139
188	Ina Sholihah Widiati	161
189	Indrajani Sutedja	123
190	Indriana Indriana	330
191	Irmawan Rahyadi	441
192	I-Shyan Hwang	270
193	Ivan Diryana Sudirman	330
194	Ivan Gananjaya	320
195	Ivana Rosaline Tejakusuma	66
196	Iwan Fitrianto Rahmad	368
197	Jason Sebastian Kusuma	72
198	Jay Idoan Sihotang	480
199	Jefri Zulkarnain	419
200	Jeremy Andrew Jayaseputra	89
201	Jesse Owen Theodore Chandra	320
202	Jesslyn Audrey	320
203	Jimmy Moedjahedy	305
204	Jody Joseph	305
205	Joe Yuan Mambu	480
206	Johann Felix Alexander Christanto	320
207	Joko Pebrianto Trinugroho	48
208	Jonathan Audris Heriyanto	230
209	Jonathan Axel Benaya	217
210	Jonathan Kristanto	359
211	Joshua Oktavianus Tarung Johannis	387
212	Joshua Sun	621
213	Josia Sean Audric Santoso	139
214	Jovianto Godjali	230
215	Juan Constantine	63
216	Julian Alifirman Wardana	202

217	Karli Eka Setiawan	19
218	Kelvin Leonardi Kohsasih	248
219	Kenny Thenjono	518
220	Kevin Halim	72
221	Khawen Flawrenxius	194
222	Khodijah Hulliyah	580
223	Kians Azizatikarna	26
224	Kristianto Wijaya	230
225	Kusrini Kusrini	409,419
226	Langlang Gumilar	363,414,568
227	Lenny Christina Nawangsari	166
228	Lenny Suwondo	424
229	Leonardo Jose Gunawan	238
230	Leonardo Leonardo	202
231	Levana Dhia Prawati	176
232	Lidya Laoh	625
233	Lili Tanti	353
234	Lilik Sugiarto	97
235	Lilis Meliana	258
236	Lilis Yuningsih	486,491
237	Lily Leonita	391
238	Lina Listiani	500
239	Linda Wahyuni	310
240	Louis Ricardo Supit	134
241	Lusiana Efrizoni	286
242	M. Hafidz Ariansyah	599,603
243	M. Wahyu Prasetyo	414
244	Made Liandana	573
245	Mahda Karina	176
246	Maie Istighosah	409
247	Marcello Octavyo Anugrahanto	295
248	Marchel Thimoty Tombeng	270
249	Mardhatillah Shanti	6
250	Mario Donald Bani	289,621
251	Martinus Hanung Setyawan	176
252	Masyhur Dungcik	441
253	Matrissya Hermita	325,591
254	Matthew Austin Naibaho	441
255	Maxrizal Maxrizal	59,181
256	Maya Silvi Lydia	353
257	Michael Siek and Ivana Wijaya	153
258	Moch Firmansyah	289,621
259	Moch. Hari Purwiantoro	114
260	Mochammad Fahlevi	371,391

261	Mochammad Haldi Widiyanto	217,320,342,506
262	Moehamad Adi Rochmat	631
263	Moeljadi Moeljadi	371
264	Mohammad Prasanto Bimantio	32
265	Mohammad Rezza Pahlevi	419
266	Muammar Sadrawi	289,621
267	Muchammad Farchan	189
268	Muhamad Yusup	207
269	Muhammad Ikhwanul Atha Labib	387
270	Muhammad Khoirul Wiro	409
271	Muhammad Zarlis	83,368,405,528,538,560
272	Mutiara Sovina	254
273	N. Nelis Febriani Sm	500
274	Nadya Natasya	614
275	Nanda Ihsan Pradana	161
276	Nanda Rizqia Pradana Ratnasari	289
277	Nanda Satya Nugraha	32,37
278	Neil Errando Sutrisno	238
279	Ni Luh Gede Pivin Suwirmayanti	264
280	Ni Putu Linda Santiari	554
281	Niccosan	13
282	Ninda Lutfiani	207
283	Nisya Kintan Qumari	63
284	Normi Sham Awang Abu Bakar	580
285	Nurhasanah Nurhasanah	184
286	Nurhidayanto Nurhidayanto	97
287	Nurul Aini	282
288	Nurul Sukma Lestari	166
289	Octara Pribadi	248
290	Oei Angela Christabel Gunawan	223
291	Oktoberano Hendrik Lengkong	541
292	Oliver Oswin Sumady	184
293	Padma Nyoman Crisnapati	457
294	Patriot Muslim	401
295	Po Abas Sunarya	207
296	Poltak Sihombing	563
297	Prince Siachin Pasombaran	547
298	Purnamawati Purnamawati	301
299	Purnawarman Musa	591
300	Putu Desiana Wulaning Ayu	430,486,491
301	Putu Devi Novayanti	457
302	R. A. Sekar Ciptaning Anindya	584
303	Rachmi Kumala Widayarsi	342
304	Rafiqa Dewi	405



305	Rafly Ananda Dwi Septian	213
306	Rahmat Syifana Jaelani	202
307	Rahmi Ramadhani	452
308	Raihan Firas Muzhaffar	591
309	Randy Nasuta	184
310	Rara Sativa	441
311	Ray Tommy	13
312	Regina Carmelita Kristofani	6
313	Restu Adi Wiyono	500
314	Reymon Rotikan	547
315	Reynoldus Andrias Sahulata	305
316	Reza Fauzan	387
317	Rhio Sutoyo	129
318	Rhio Sutoyo.	134
319	Riah Ukur Ginting	563
320	Ribka Xantia Kusuma	348
321	Ricky Aurelius Nurtanto Diaz	264,457
322	Rika Rosnelly	468
323	Rionaldo Alviansa Handoyo	223
324	Risma Yulistiani	223,238
325	Rismayani Rismayani	315,480
326	Rissa Rahmania	230
327	Rita Layona	54
328	Ritu Chauhan	43
329	Riza Wulandari	395
330	Robby Kurniawan Harahap	584
331	Robertus Laipaka	512
332	Robet	248
333	Ronny Ronny	436
334	Roslina Roslina	468
335	Roy Rudolf Huizen	462,486,491
336	Rubianto Rubianto	254,468
337	Ryan Juwanda	77
338	Ryan Matthew	289
339	Ryonaldi Maulana	172
340	Said Achmad	129,134
341	Saifullah Saifullah	387
342	Sal Sabila Wijayanti	409
343	Salsa Nabillah	348
344	Samuel Chandra	223
345	Sandy Kosasi	512
346	Sarifuddin Madenda	631
347	Sarjon Defit	286
348	Satria Perdana Putra Prabowo	161

349	Satrio Arif Budiman	189
350	Sawaluddin Sawaluddin	335
351	Semmy Wellem Taju	275
352	Setiani Putri Hendratno	518
353	Shahrulniza Musa	43
354	Simon	26
355	Sinjiru Setyawan	103
356	Siti Aisjah	371
357	Siti Rihastuti	114
358	Soeheri Soeheri	310
359	Sri Winarno	599,603
360	Stanley Santoso Sandiawan	348
361	Stanley Wisely	217
362	Stenly Ibrahim Adam	541,547
363	Stenly Richard Pungus	541
364	Steven Yanuar Prasetyo Ginting	129
365	Sugiarto	395
366	Suhardi Aras	315
367	Suherman	560
368	Sujono Sujono	59,181
369	Sumarlin Sumarlin	560
370	Sundari Retno Andani	538
371	Sutarman Sutarman	538
372	Suvin Raj Kollabathula	541
373	Syafrizal Chan	166
374	Syafrul Irawadi	181
375	Syahrullah Disa	301
376	Syahazna Balqis Renzaputri	217
377	Syahril Efendi	335,353,560,563
378	Syamsudin Noor	387
379	Tabah Rosyadi	401
380	Taqwa Hariguna	376,381
381	Tavipia Rumambi	325
382	Teddy Suparyanto	32,37
383	Teresa Teresa	109
384	Theodorus Ezra Suherman	506
385	Tinuk Agustin	114
386	Tjeng Wawan Cenggoro	26
387	Tri Handhika	631
388	Tri Widayanti	436
389	Tulus Tulus	405
390	Untung Rahardja	213,512
391	Veronica Livianty	424
392	Vivi Peggy Rantung	480

393	Wahyu sardjono	1
394	Wahyu Waskito Putra	189
395	Wanayumini Wanayumini	83
396	Wayan Cahya Ayu Pratami	395
397	Widi Pangestuti	419
398	Widyastuti Widyastuti	584
399	Willy Lau	139
400	Yohanes Priyo Atmojo	462
401	Yohanes Raynaldi Pereira	348
402	Yovanka Davincy Setiawan	342
403	Yovinne Hendro Cipta	109
404	Yovita Tunardi	54
405	Yudhistya Ayu Kusumawati	6,66
406	Yudi Agusta	474
407	Yuni Yuniar	446
408	Yusfrizal Yusfrizal	254
409	Yustikamasy Astica	419
410	Zakarias Situmorang	83
411	Zefany Athalia	506

**2022 Fourth International Conference  
on  
Cybernetics and Intelligent Systems  
(ICORIS)**

Medan, Indonesia

(Hybrid Conference)

October 08<sup>th</sup>-09<sup>th</sup>, 2022

**Part Number: CFP22BWC-ART  
ISBN: 978-1-6654-5395-0**

# 2022 Fourth International Conference on Cybernetics and Intelligent Systems (ICORIS)

Medan, Indonesia (Virtual)

Phone: +6281263411368

Email: [icoris2022@potensi-utama.ac.id](mailto:icoris2022@potensi-utama.ac.id)

Website: <http://icoris.org/>

October 08<sup>th</sup>-09<sup>th</sup>, 2022

**Part Number: CFP22BWC-ART**  
**ISBN: 978-1-6654-5395-0**

# 2022 Fourth International Conference on Cybernetics and Intelligent Systems (ICORIS)

Copyright ©2022 by the Institute of Electrical and Electronics Engineers, Inc. All rights reserved.

## **Copyright and Reprint Permission**

Abstracting is permitted with credit to the source. Libraries are permitted to photocopy beyond the limit of U.S. copyright law, for private use of patrons, those articles in this volume that carry a code at the bottom of the first page, provided that the per-copy fee indicated in the code is paid through the Copyright Clearance Center, 222 Rosewood Drive, Danvers, MA 01923.

Other copying, reprint, or reproduction requests should be addressed to IEEE Copyrights Manager, IEEE Service Center, 445 Hoes Lane, P.O. Box 1331, Piscataway, NJ 08855-1331.

ISBN: 978-1-6654-5395-0

Additional copies of this publication are available from

Curran Associates, Inc.

57 Morehouse Lane

Red Hook, NY 12571 USA

+1 845 758 0400

+1 845 758 2633 (FAX)

# PREFACE

Assalaamu ‘alaykum warahmatullahi wabarakaatuh,



After three successful sessions of ICORIS’s conference, we are proud to present the fourth edition of ICORIS. We believe that ICORIS 2022 is an excellent and exceptional opportunity which enables researchers to present and discuss the latest innovations, results and developments in their research topics. This years’ theme is "Build a trusted infrastructure system with blockchain technologies for society 5.0". The conference is expected to strengthen collaboration and provide a forum for academicians, professionals and researchers to discuss and exchange their research results, innovative ideas, and experiences to advance the field of Information Technology, Information Systems and Electronic Engineering in the modern world. The event will incorporate extensive discussions and consist of additional workshops, guest speaker sessions, and scintillating social events that will help our future leaders develop networks and transform their ideas into actions.

The ICORIS 2022 is in the general area of communication and information technology. It provides a forum for presenting and discussing the latest innovations, results, and developments in IT Management & organizations, IT Applications, Cyber & IT Security, and ICT. We present several tracks that are separated into nine thematic areas, each ICORIS 2022 track is a carefully curated selection of sessions and activities focused on an important current or emerging issue. There is 282 papers submission and only 106 papers are accepted to be presented in this Conference. The accepted papers will be presented in one of the regular sessions and will be published in the conference proceedings volume. All accepted papers are submitted to IEEEXplore. IEEE Conference Number: #56380.

On behalf of the ICORIS 2022 committee, we wish to extend our warm welcome and would like to thank all Keynote Speakers, Reviewers, Authors, and Committees, for their effort, guidance, contribution and valuable support.

Wa billahi taufiq wal hidaayah.

Wallahul muwaffiq ila aqwamit-tharieq.

Wasalaamu ‘alaykum warahmatullahi wabarakaatuh.

Husni Teja Sukmana, Ph.D

# TABLE CONTENT

	FRONT MATTER	ii-iv
	PREFACE	v
	COMMITTEES	vi-vii
	TABLE OF CONTENT	viii-xxi
1	Id_Paper_2 The Evaluation Model Of The Travel Application As The Impact Of The Covid-19 Pandemic And Its Adaptation Simulation Wahyu sardjono, Astari Retnowardhani,	1 - 5
2	Id_Paper_4 Banyan: Generating Micro, Small, And Mediumenterprises Through Augmented Reality Regina Carmelita Kristofani, Yudhistya Ayu Kusumawati, Mardhatillah Shanti	6 - 12
3	Id_Paper_9 Workev: Development And Evaluation Of A Web Based Electronic Human Resource Management Using Delphi Method Niccosan , Ray Tommy, Christian Kurniawan, Brilly Andro Makalew	13 - 18
4	Id_Paper_13 Systematic Literature Review On Machine Learning Predictive Models For Indoor Climate In Smart Solar Dryer Dome Karli Eka Setiawan, Gregorius Natanael Elwirehardja ,Bens Pardamean	19 - 25
5	Id_Paper_20 Web Development Of Direct-To-Consumer Genetics Testing Kians Azizatikarna, Deby Erina Parung, Dian Amirullah, Alam Ahmad Hidayat, Tjeng Wawan Cenggoro, Arif Budiarto, Simon, Bens Pardamean	26 - 31
6	Id_Paper_21 Digitizing Farmers' Land Data Collection Systems In Indonesia With The Use Of Tani Millenial Apps Mohammad Prasanto Bimantio, Dian Pratama Putra, Teddy Suparyanto, Amallia Ferhat, Nanda Satya Nugraha, Alam Ahmad Hidayat, Bens Pardamean	32 - 36



	Id_Paper_22	
7	<b>A Diversity Inventory Monitoring System Of Riparian Vegetation</b> Dian Pratama Putra, Nanda Satya Nugraha, Teddy Suparyanto, Alam Ahmad Hidayat, Digdo Sudigyo, Bens Pardamean	37 - 42
	Id_Paper_26	
8	<b>Systematic Literature Review: Machine Learning Prediction Model For Covid-19 Spreading</b> Faulinda Ely Nastiti, Shahrulniza Musa, Eiad Yafi, Ritu Chauhan	43 - 47
	Id_Paper_30	
9	<b>The Technology Behind Genomic Database</b> Joko Pebrianto Trinugroho, Anzaludin Samsinga Perbangsa, Bens Pardamean	48 - 53
	Id_Paper_32	
10	<b>Web-Based Application For Searching The Event Organizers With Provided Audiences By Using Recommender System Method</b> Budi Yulianto, Rita Layona, Yovita Tunardi	54 - 58
	Id_Paper_38	
11	<b>Generalization Of Public Key Cryptosystem Based On Singular Matrix Using Ring Of Integer Modulo</b> Maxrizal Maxrizal, Baiq Desy Aniska Prayanti, Sujono Sujono	59 - 62
	Id_Paper_44	
12	<b>Air Quality Monitor In Hospital Based On Fog And Cloud Computing</b> Candra Ahmadi, Juan Constantine, Desti Syuhada, Nisya Kintan Qumari	63 - 65
	Id_Paper_46	
13	<b>Elevating Thematic Branding Through Social Media Content: A Visual Concept Of Kayutangan Heritage'S Instagram Feed</b> Ivana Rosaline Tejakusuma, Yudhistya Ayu Kusumawati, Anindya Widita, Faishal Hilmy Maulida, Fransiscus Asisi Agung Dwi Prasetyo Prasetyo	66 - 71
	Id_Paper_52	
14	<b>Automated Essay Scoring Using Machine Learning</b> Jason Sebastian Kusuma, Kevin Halim, Edgard Jonathan Putra Pranoto, Bayu Kanigoro , Edy Irwansyah	72 - 76
	Id_Paper_57	

15	Application Of Design Thinking In The Creation Of Ui/Ux On E-Learning Websites Eko Setyo Purwanto, Elena Bianca Jap, Eugene Salim Wijaya, Ryan Juwanda , Azani Cempaka Sari	77 - 82
	Id_Paper_58	
16	New Student Prediction Using Algorithm Naive Bayes And Regression Analysis In Potensi Utama University Elsa Aditya, Zakarias Situmorang, B. Herawan Hayadi, Muhammad Zarlis, Wanayumini Wanayumini	83 - 88
	Id_Paper_62	
17	The Influence Of Consumer Interest On The Use Of Ui And Ux In The E-Commerce Application Abraham Aditya Sudjatmoko, Alfonsius Adrian Susanto, Jeremy Andrew Jayaseputra, Eko Setyo Purwanto, Azani Cempaka Sari	89 - 96
	Id_Paper_67	
18	Netdet: Concept Of Integrating Basic Computer Network Learning Into Game Mechanics Febrianta Surya Nugraha, Ciske Mulyadi, Lilik Sugiarto, Nurhidayanto Nurhidayanto	97 - 102
	Id_Paper_68	
19	Design And Development Of Web And Unity3D WebGL Based Immersive Virtual Exhibition Application Sinjiru Setyawan, Cuk Tho	103 - 108
	Id_Paper_69	
20	Augmented Reality Design Using The Addie Model As An Introduction To Kindergarten Interior Interactive Elements Anneke Anggala, Teresa Teresa, Yovinne Hendro Cipta, Fairuz Iqbal Maulana, Ida Bagus Ananta Wijaya.	109 - 113
	Id_Paper_70	
21	Fadcovnet: Fast Automatic Detection Covid-19 Based On Inception-Resnet-V2 Model Tinuk Agustin, Siti Rihastuti, Moch. Hari Purwiantoro, Afnan Rosyidi	114 - 122
	Id_Paper_72	
22	Region Grouping Based On Sales Results Using K-Means Algorithm At Pt Rmk Fathur Muhammad Haekal, Indrajani Sutedja	123 - 128

23	Id_Paper_78 Object Detection On Bottles Using The Yolo Algorithm Fathi Sei Pahangai Akbar, Steven Yanuar Prasetyo Ginting, Giovanna Cheryl Wu, Said Achmad, Rhio Sutoyo	129 - 133
24	Id_Paper_81 Using Strategy Video Games To Improve Problem Solving And Communication Skills: A Systematic Literature Review Alvin Lie, Anthony Stephen, Louis Ricardo Supit, Said Achmad, Rhio Sutoyo.	134 - 138
25	Id_Paper_85 Using Image Upscaling Methods In Digital Platforms To Reduce Internet Usage Willy Lau, Josia Sean Audric Santoso, Ignatius Ronald,Eko Setyo Purwanto, Azani Cempaka Sari	139 - 144
26	Id_Paper_88 Factors Influencing The Intention To Use Peduli Lindungi Application Among Indonesians During Covid-19 Ibnu Darmawan, Assed Lussak	145 - 152
27	Id_Paper_89 Investigating Cloud-Based Educational Technology Adoption In Advancing Learning Performance Michael Siek, Ivana Wijaya	1543- 160
28	Id_Paper_93 Ui/Ux Design Of E-Wallet Appllication Using Design Thinking Approach As'Ad Syafrizal Addany, Nanda Ihsan Pradana, Satria Perdana Putra Prabowo,Ina Sholihah Widiati	161 - 165
29	Id_Paper_94 Impact Of Robots, Artificial Intelligence, Service Automation (Raisa) Acceptance, Self-Efficacy, And Relationship Quality On Job Performance Nurul Sukma Lestari, Dendy Rosman, Syafrizal Chan, Lenny Christina Nawangsari, Hana Desy Natalina, Freddy Triono	166 - 171
30	Id_Paper_98 Smartphone-Based Virtual Reality Systems (Sbvrs) As A Promotion Tools For Foodservice Industry Dianka Wahyuningtias, Dendy Rosman, Eka Diraksa Putra, Farah Levyta,Ryonaldi Maulana	172 - 175
31	Id_Paper_105 Implementation Of Unified Theory Of Acceptance And Use Of Technology (Utaut) Model For Evaluating The Use Of E- Government Sidjp Nine In Indonesia	176 - 180

Levana Dhia Prawati, Martinus Hanung Setyawan, Afriana Lukita Sari, Mahda Karina

- Id\_Paper\_108
- 32 **Modify Linear Congruent Generator Algorithms Using Inverse Elements Of Modulo Multiplication For Randomizing Exams** 181 - 183  
Sujono Sujono, Maxrizal Maxrizal, Syafrul Irawadi, Baiq Desy Aniska Prayanti
- Id\_Paper\_111
- 33 **A Review Of Optical Text Recognition From Distorted Scene Image** 184 - 188  
Oliver Oswin Sumady, Brian Joe Antoni, Randy Nasuta, Nurhasanah Nurhasanah, Edy Irwansyah
- Id\_Paper\_112
- 34 **Smart Lighting System For Children'S Therapy To Prevent Nyctophobia Syndrome At Bedtime** 189 - 193  
Andi Pramono, Badrul Munir, Muchammad Farchan, Satrio Arif Budiman, Baskoro Azis, Wahyu Waskito Putra
- Id\_Paper\_113
- 35 **Students Experience Testing In The Implementation Of The "Gather Town" Meeting Platform As An Alternative Learning Media Other Than Zoom Cloud Meeting Application** 194 - 201  
Eko Setyo Purwanto, Danielson Danielson, Khawen Flawrenxius, Bryan Anderson, Azani Cempaka Sari
- Id\_Paper\_114
- 36 **Smart Trash Cans For Waste Management Using Nodemcu And Ultrasonic Sensor** 202 - 206  
Julian Alifirman Wardana, Andros Clarence Chen, Rahmat Syifana Jaelani, Leonardo Leonardo, Budi Juarto
- Id\_Paper\_123
- 37 **A Blockchain-Based Framework Gamification For Securing Learners Activity In Merdeka Belajar-Kampus Merdeka** 207 - 212  
Henderi Henderi, Muhamad Yusup, Po Abas Sunarya, Ninda Lutfiani, Efa Ayu Nabila
- Id\_Paper\_124
- 38 **Novel Framework To Define Extended & Mixed Reality For Online Learning** 213 - 216  
Bhupesh Rawat, Ankur Singh Bist, Untung Rahardja, Eka Purnama Harahap, Rafly Ananda Dwi Septian
- Id\_Paper\_130
- 39 **Self-Sustain Smart Aquaponic Using Embedded System** 217 - 222  
Jonathan Axel Benaya, Cecilia Valenda, Syahazna Balqis Renzaputri, Stanley Wisely, Mochammad Haldi Widiyanto

40	<p>Id_Paper_131</p> <p><b>Sentiment Analysis Towards Face-To-Face School Activities During The Covid-19 Pandemic In Indonesia</b></p> <p>Oei Angela Christabel Gunawan, Denny Alvito Ginting, Rionaldo Alviansa Handoyo, Andrew Willy, Samuel Chandra, Fredy Purnomo, Risma Yulistiani</p>	223 - 229
41	<p>Id_Paper_135</p> <p><b>Smart Rfid System For Locker Cabinet Security Using Android App</b></p> <p>Kristianto Wijaya, Jonathan Audris Heriyanto, Davis Inde Satya, Jovianto Godjali, Rissa Rahmania</p>	230 - 237
42	<p>Id_Paper_136</p> <p><b>Analyzing Ai And The Impact In Video Games</b></p> <p>Leonardo Jose Gunawan, Brandon Nicolas Marlim, Neil Errando Sutrisno, Risma Yulistiani, Fredy Purnomo</p>	238 - 241
43	<p>Id_Paper_145</p> <p><b>How Information Technology Literacy Moderated Factors Affecting Quality Of Computer-Based Audit</b></p> <p>Ang Swat Lin Lindawati, Bambang Leo Handoko</p>	242 - 247
44	<p>Id_Paper_153</p> <p><b>Sentiment Analysis For Financial News Using Rnn-Lstm Network</b></p> <p>Kelvin Leonardi Kohsasih, B. Herawan Hayadi, Robet, Carles Juliandy, Octara Pribadi, Andi</p>	248 - 253
45	<p>Id_Paper_155</p> <p><b>Encrypted Message Hiding On Gif Image Using The Gifshuffle Algorithm</b></p> <p>Yusfrizal Yusfrizal, Mutiara Sovina, Faisal Amir Harahap, Helmi Kurniawan, Rubianto Rubianto, Frans Ikorasaki</p>	254 - 257
46	<p>Id_Paper_159</p> <p><b>Factors Influenced User Interest In Payment Transaction Of Shopeepay Digital Wallet Application</b></p> <p>Bambang Leo Handoko, I Gusti Made Karmawan, Lilis Meliana</p>	258 - 263
47	<p>Id_Paper_163</p> <p><b>Development Of Papaya Plant Automation Systems With The Internet Of Things Concept Using Fuzzy Logic</b></p> <p>Ni Luh Gede Pivin Suwirmayanti, Ricky Aurelius Nurtanto Diaz, I Komang Agus Ady Aryanto, Gede Angga Pradipta, Ida Bagus Maha Indra Prasada</p>	264 - 269
48	<p>Id_Paper_164</p> <p><b>E-Passport Covid-19 Adopting Rfid Implants Based On Microservices</b></p> <p>Ardian Rianto, Marchel Thimoty Tombeng, I-Shyan Hwang, Andrew Tanny Liem</p>	270 - 274

	Id_Paper_167	
49	Sentiment Identification System For E-Commerce Mobile App Reviews Using Single Layer Neural Network Semmy Wellem Taju, Edson Yahuda Putra, Green Ferry Mandias	275 - 281
	Id_Paper_168	
50	Evaluation Of Elearning Using The Human Organization Technology (Hot) Model Erfan Hasmin, Nurul Aini	282 - 285
	Id_Paper_172	
51	Analysis Of Determination Of Items Ordering Patterns By Using Apriori Method Bob Subhan Riza, Hendra Nusa Putra, Ahmad Zamsuri, Lusiana Efrizoni, Sarjon Defit	285 - 288
	Id_Paper_173	
52	The Development Of A Medical Chatbot Using The Svm Algorithm Ryan Matthew, David Agustriawan, Mario Donald Bani, Muammar Sadrawi, Nanda Rizqia Pradana Ratnasari, Moch Firmansyah, Arli Aditya Parikesit	289 - 294
	Id_Paper_181	
53	Development Of Iot Implementation In Heart Rate And Glucose Monitoring System Gabriel Flavianus, Marcello Octavio Anugrahanto, Dani Suandi, Farrel Nelson Veriano, Daevan Martana, Davy Ronald Hermanus	295 - 300
	Id_Paper_183	
54	Web E-Learning: Automated Essay Assessment Based On Natural Language Processing Using Vector Space Model Syaharullah Disa, Purnamawati Purnamawati, Andi Muhammad Idkhan	301 - 304
	Id_Paper_185	
55	The Impact Of Instagram'S Suggested Algorithm On The Learning Behavior Of The Students Of The Faculty Of Computer Science, Universitas Klabat Reynoldus Andrias Sahulata, Jimmy Moedjahedy, Jody Joseph, Dickson Ryan Jose	305 - 309
	Id_Paper_186	
56	Learning Vector Quantization (Lvq) For Colorectal Cancer Identification Based On Microscopic Network Image Heri Gunawan, Soeheri Soeheri, Deny Adhar, Hardianto, Linda Wahyuni, Charles Bronson Harahap	310 - 314
	Id_Paper_187	

57	Classification Of Papuan Batik Motifs Using Deep Learning And Data Augmentation Suhardi Aras, Arief Setyanto, Rismayani Rismayani	315 - 319
	Id_Paper_188	
58	"A Lone Burglar" Stealth Game Development Using Rapid Application Development Ivan Gananjaya, Jesse Owen Theodore Chandra, Johann Felix Alexander Christanto, Mochammad Haldi Widiyanto, Jesslyn Audrey	320 - 324
	Id_Paper_189	
59	Motion Detection Application To Measure Straight Leg Raise Rom Using Mediapipe Pose Hustinawaty Hustinawaty, Tavipia Rumambi, Matrisnya Hermita	325 - 329
	Id_Paper_195	
60	The Antecedent Of E-Learning Adoption Indriana Indriana, Doni Purnama Alamsyah, Andreas Chang, Ivan Diryana Sudirman	330 - 334
	Id_Paper_197	
61	Development Of Techniques For Speech Emotion Recognition (Ser) In The Context Of Deep Learning Budi Triandi, Herman Mawengkang, Syahril Efendi, Sawaluddin Sawaluddin	335 - 341
	Id_Paper_201	
62	Development Of Internet Of Things-Based Instrument Monitoring Application For Smart Farming Mochammad Haldi Widiyanto, Bryan Ghilchrist, Gerry Giovan, Rachmi Kumala Widyasari, Yovanka Davincy Setiawan	342 - 347
	Id_Paper_202	
63	Empowering The Smart Lighting System In The Office Rooms To Enhance The Worker'S Productivity Salsa Nabillah, Andi Pramono, Delly Minita Asnathasia, Ribka Xantia Kusuma, Yohanes Raynaldi Pereira, Stanley Santoso Sandiawan	348 - 352
	Id_Paper_203	
64	Designing An Optimization Model For Dynamic Facility-Location Problem At Post-Disarter Area Considering Uncertainty Lili Tanti, Syahril Efendi, Maya Silvi Lydia, Herman Mawengkang	353 - 358
	Id_Paper_209	
65	Rice Plants Disease Classification Using Transfer Learning Felix Pherry, Gregorius Gregorius, Jonathan Kristanto, Felix Indra Kurniadi	359 - 362

66	<p>Id_Paper_212</p> <p><b>Application Of Line Reactors And Harmonic Filters In Electric Power Systems Are Integrated Renewable Energy In Mesh Topology</b></p> <p>Langlang Gumilar, Arif Nur Afandi, Denis Eka Cahyani, Eli Hendrik Sanjaya, Ahmad Asri Bin Abd Samat</p>	363 - 367
67	<p>Id_Paper_215</p> <p><b>Human Brain Wave Concentration Pattern Prediction Design Concept</b></p> <p>Iwan Fitrianto Rahmad, Muhammad Zarlis</p>	368 - 370
68	<p>Id_Paper_217</p> <p><b>Blockchain Security And Corporate Governance</b></p> <p>Mochammad Fahlevi, Moeljadi Moeljadi, Siti Aisjah and Atim Djazuli</p>	371 - 375
69	<p>Id_Paper_221</p> <p><b>Analysis Of Customer Product Interests Using The Market Basket Analysis Model With Hash-Based Algorithm And Association Rules</b></p> <p>Berlilana, Taqwa Hariguna, Andhika Rafi Hananto</p>	376 - 380
70	<p>Id_Paper_222</p> <p><b>Prediction Of Students Final Project Values Based On Errors In Scientific Writing Using Data Mining Classification Algorithms</b></p> <p>Taqwa Hariguna, Taqwa Hariguna, Andhika Rafi Hananto</p>	381 - 386
71	<p>Id_Paper_224</p> <p><b>Semantic Similarity Of Indonesian Sentences Using Natural Language Processing And Cosine Similarity</b></p> <p>Reza Fauzan, Muhammad Ikhwanul Atha Labib, Joshua Oktavianus Tarung Johannis, Herlinawati Herlinawati, Syamsudin Noor, Saifullah Saifullah</p>	387 - 390
72	<p>Id_Paper_225</p> <p><b>He Role Of Gender In Moderating The Effect Of Teachers Empathy, Reputation And System Quality On Student Satisfaction Online Learning Program</b></p> <p>Mochammad Fahlevi, Lily Leonita and Aries Aries</p>	391 - 394
73	<p>Id_Paper_226</p> <p><b>E-Messenger In Telecommunication Platform</b></p> <p>Evi Triandini,Wayan Cahya Ayu Pratami, Agnesia Candra Sulyani, Riza Wulandari, I Gusti Ngurah Satria Wijaya, Sugiarto, I Ketut Putu Suniantara</p>	395 - 400
74	<p>Id_Paper_234</p> <p><b>Integrating Philanthropy System In Indonesia Using Service-Oriented Architecture</b></p>	401 - 404



	Dewi Khairani, Husni Teja Sukmana, Patriot Muslim, Herlino Nanang, Tabah Rosyadi, Amri Amri	
	Id_Paper_235	
75	<b>Integrating Ambulance Into Gis In Smart City: Problems And Prospect With P-Median Model</b> Rafiqa Dewi, Tulus Tulus, Muhammad Zarlis, Erna Budhiarti Nababan	405 - 408
	Id_Paper_239	
76	<b>Forest Fire Forecasting Application Implementation Using The Linear Regression Algorithm</b> Muhammad Khoirul Wiro, Dendi Anggriandi, Sal Sabila Wijayanti, Ariel Yonatan Alin, Maie Istighosah, Kusrini Kusrini	409 - 413
	Id_Paper_240	
77	<b>Impact Of Interline Power Flow Control In Wind Power Plant Integrated With Distribution Network</b> Langlang Gumilar, M. Wahyu Prasetyo, Herpri Melinia	414 - 418
	Id_Paper_241	
78	<b>Fire Detection Based On Smoke Image Using Convolutional Neural Network (Cnn)</b> Jefri Zulkarnain, Mohammad Rezza Pahlevi, Yustikamasy Astica, Widi Pangestuti, Kusrini Kusrini	419 - 423
	Id_Paper_242	
79	<b>Development A 3D Catalog Application As A Presentation Means Of Glovic Cafe And Bakery Jember Design By Using Augmented Reality</b> Althea Adeltrudis Harjo, Lenny Suwondo, Veronica Livianty, Fairuz Iqbal Maulana, Ida Bagus Ananta Wijaya	424 - 429
	Id_Paper_244	
80	<b>U-Net Tuning Hyperparameter For Segmentation In Amniotic Fluid Ultrasonography Image</b> Putu Desiana Wulaning Ayu, Gede Angga Pradipta	430 - 435
	Id_Paper_247	
81	<b>Modification Of Attractiveness And Movement Of The Firefly Algorithm For Resolution To Knapsack Problems</b> David David, Edy Victor Haryanto S, Ronny Ronny, Tri Widayanti	436 - 440
	Id_Paper_248	

82	Media And Information Literacy: Quantitative Exploration Of The Burden Of Information Needs In Librarian Users Irmawan Rahyadi, Dwi Ramadhona, Masyhur Duncik, Rara Sativa, Matthew Austin Naibaho	441 - 445
	Id_Paper_249	
83	Classification Of Indonesian Music Genres Using The Support Vector Machine Method Yuni Yuniar, Doni Purnama Alamsyah, Asti Herliana	446 - 451
	Id_Paper_250	
84	Design Of Collaborative Cloud Classroom (Cccr) For Ethno-Flipped Classroom Teaching Model Rahmi Ramadhani, Edi Syahputra, Elmanani Simamora, Abdul Meizar.	452 - 456
	Id_Paper_251	
85	3D Low Poly Asset Creation Based On Balinese Local Wisdom Concept Putu Devi Novayanti, Padma Nyoman Crisnapati, Ricky Aurelius Nurtanto Diaz	457 - 461
	Id_Paper_252	
86	A New Approach Feature Selection For Intrusion Detection System Using Correlation Analysis Dandy Pramana Hostiadi, Yohanes Priyo Atmojo, Roy Rudolf Huizen, I Made Darma Susila, Gede Angga Pradipta, I Made Liandana	462 - 467
	Id_Paper_253	
87	Optimization Of Student Database Confidentiality Using Elgamal Algorithm And Fermat Method Rubianto Rubianto, Roslina Roslina, Rika Rosnelly	468 - 473
	Id_Paper_254	
88	Applying Minimum Message Length To The Clustering Of Mutual Funds Yudi Agusta	474 - 479
	Id_Paper_255	
89	Vr Real Run: An Immersive Oculus Quest 2-Based Virtual Reality Exergaming Joe Yuan Mambu, Rismayani Rismayani, Jay Idoan Sihotang, Vivi Peggy Rantung	480 - 485
	Id_Paper_259	
90	Ear Feature Extraction Methods – A Review Lilis Yuningsih, Gede Angga Pradipta, Putu Desiana Wulaning Ayu, Roy Rudolf Huizen, Dandy Pramana Hostiadi	486 - 490
	Id_Paper_260	

91	<b>Adaptive Neuro-Fuzzy Inference System For Medical Image Classification – A Review</b> Lilis Yuningsih, Roy Rudolf Huizen, Gede Angga Pradipta, Putu Desiana Wulaning Ayu, Dandy Pramana Hostiadi	491 - 499
	Id_Paper_261	
92	<b>Classification Of Rice Leaf Diseases Based On Texture And Leaf Colour</b> Evi Dewi Sri Mulyani, Hendri Julian Pramana, Lina Listiani, N. Nelis Febriani Sm, Restu Adi Wiyono, Firah Putri Pratiwi	500 - 505
	Id_Paper_262	
93	<b>Internet Of Things System For Freshwater Fish Aquarium Monitoring And Automation Using Iterative Waterfall</b> Theodorus Ezra Suherman, Mochammad Haldi Widiyanto, Zefany Athalia	506 - 511
	Id_Paper_263	
94	<b>It Governance: Performance Assessment Of Maturity Levels Of Rural Banking Industry</b> Sandy Kosasi, Untung Rahardja, I Dewa Ayu Eka Yuliani, Robertus Laipaka, Budi Susilo, Herlina Kikin	512 - 517
	Id_Paper_264	
95	<b>The Business Prospect In Metaverse And Nft Era (User, Accountant, And Gaming Community Perspectives)</b> Kenny Thenjono, Felix Ratana, Setiani Putri Hendratno	518 - 523
	Id_Paper_265	
96	<b>Investigating The Role Of It-Based Operational Improvement And It-Based Service Innovation To Achieve Business Survival</b> Assed Lussak, Ibnu Darmawan	524 - 527
	Id_Paper_267	
97	<b>An Analysis Air Traffic Prediction During A Pandemic</b> Darmeli Nasution, Herman Mawengkang, Fahmi Fahmi, Muhammad Zarlis	528 - 533
	Id_Paper_269	
98	<b>Examining The Impact Of It Experience, Training, Self-Efficacy And Anxiety On Remote Work Quality In Indonesia</b> Assed Lussak, Ibnu Darmawan	534 - 537
	Id_Paper_270	
99	<b>Vehicle Routing Problem In Electric Fleet</b> Sundari Retno Andani, Muhammad Zarlis, Herman Mawengkang, Sutarman Sutarman	538 - 540

	Id_Paper_272	
100	Geofencing Application For Parents Tracking Children Using Push Notification In Universitas Klabat Based On Mobile Stenly Ibrahim Adam, Oktoverano Hendrik Lengkong, Stenly Richard Pungus, Suvin Raj Kollabathula	541 - 546
	Id_Paper_273	
101	Mobile-Based Road Infrastructure Damage Reporting Service Application Stenly Ibrahim Adam, Reymon Rotikan, Prince Siachin Pasombaran, Gabriel Janes Posumah	547 - 553
	Id_Paper_274	
102	Online Handwritten Recognition For Alphabet Writing Practice Ni Putu Linda Santiari, I Gede Surya Rahayuda	554 - 559
	Id_Paper_278	
103	Communication Signal Network Optimization Model Based On The Concept Of Ubiquitous Clouds Sumarlin Sumarlin, Muhammad Zarlis, Suherman, Syahril Efendi	560 - 562
	Id_Paper_280	
104	Ridge Polynomial Neural Network For Brain Cancer Based On Android Riah Ukur Ginting, Poltak Sihombing, Syahril Efendi, Amila, Burhanuddin Damanik	563 - 567
	Id_Paper_281	
105	Text-Based Emotion Detection Using Cnn-Bilstm Denis Eka Cahyani, Aji Prasetya Wibawa, Didik Dwi Prasetya, Langlang Gumilar, Fadhilah Akhbar, Egi Rehani Triyulinar	568 - 572
	Id_Paper_286	
106	Footstep Detection For Indoor Positioning Using Accelerometer And Magnetometer Sensor On Smartphone Made Liandana, Bagus Made Sabda Nirmala, Gede Angga Pradipta, Dandy Pramana Hostidi	573 - 579
	Id_Paper_287	
107	Development Of A Chatbot For The Online Application Telegram Chat With An Approach To Classification Of Emotions On Text Using The Indobert-Lite Method Khodijah Hulliyah, Faishal Rayyan, Normi Sham Awang Abu Bakar	580 - 583
	Id_Paper_288	
108	Dogs Feed Smart System With Food Scales Indicator Iot Based Robby Kurniawan Harahap, Eri Prasetyo Wibowo, Dyah Nur'Ainingsih, Andrian Kharisma Wijaya, Widyastuti Widyastuti, R. A. Sekar Ciptaning Anindya	584 - 590

	Id_Paper_289		
109	Classify Malaria Dataset Human Blood Images Using Convolutional Neural Networks Purnawarman Musa, Eri Prasetyo Wibowo, Matrisnya Hermita, Raihan Firas Muzhaffar	591 - 598	
	Id_Paper_292		
110	Prediction Of Feed Quantity Using Multiple Linear Regression Algorithm For Clarias Farming Esmi Nur Fitri, Sri Winarno, Farrikh Al Zami, Affandy Affandy, M. Hafidz Ariansyah	599 - 602	
	Id_Paper_293		
111	Clarias Size Clustering To Determine Market Segmentation Using K-Means Algorithm M. Hafidz Ariansyah, Sri Winarno, Farrikh Al Zami, Affandy Affandy, Esmi Nur Fitri	603 - 607	
	Id_Paper_294		
112	Prototype Nft/Dft Hydroponic Data Collection Using Iot System IGKG Puritan Wijaya ADH, I Nyoman Rudy Hendrawan, I Made Bhaskara Gautama, I Made Arya Budhi, I Gusti Ngurah Wikranta Arsa	608 - 613	
	Id_Paper_295		
113	Microna And Gene Relationship Between Ethnicity And Cancer Stage As Potential Biomarker And Treatment For Lung Adenocarcinoma Nadya Natasya, David Agustriawan	614 - 620	
	Id_Paper_296		
114	Amplitude And Frequency Based Evaluations For Algorithm Development Of Premature Ventricular Contraction Detection System Joshua Sun, Mario Donald Bani, Moch Firmansyah, David Agustriawan, Muammar Sadrawi	621 - 624	
	Id_Paper_298		
115	Sentiment Analysis Of Government Policy Regarding Ppkm On Twitter Using Lstm Green Arther Sandag, Eben Haezar Ekoputra Soegiarto, Lidya Laoh, Andre Gunawan, Debby Sondakh	625 - 630	
	Id_Paper_299		
116	Modifying The Revised Niosh Lifting Equation Using Anthropometric Variables To Calculate Horizontal And Vertical Multipliers Moehamad Adi Rochmat, Sarifuddin Madenda, Tri Handhika, Ernastuti Ernastuti	631 - 638	

# THE COMMITTEE OF ICORIS 2022

## STEERING COMMITTEE

1. Dr. Y. Johny W. Soetikno, SE.,MM. ( Universitas Dipa Makassar, Indonesia)
2. Marthen Sengkey, PhD (Universitas Klabat)
3. Dr. Dadang Hermawan (ITB STIKOM Bali)
4. Dr. Ir. Djoko Soetarno, D.E.A (Binus University)
5. Prof. Dr. M. Suyanto, MM. (AMIKOM Yogyakarta)
6. Prof. Dr. Ir. Harjanto Prabowo, M.M. (Rektor Universitas Bina Nusantara)
7. Prof. Dr. Ir. Edi Noersasongko, M.Kom (Universitas Dian Nuswantoro Semarang)
8. Dr. Sandy Kosasi, MM., M.Kom. (STMIK Pontianak)
9. Dr. Rika Rosnelly, S.Kom., M.Kom. (Universitas Potensi Utama)
10. Restu Adi wiyono, M.Sc., M.Kom. (STMIK Tasikmalaya)
11. Dr. Po Abas Sunarya, M.Si. (STMIK Raharja)
12. Dr Berlilana , M.Kom ( Univ Amikom Purwokerto, Indonesia)
13. Dr Anthony Anggrawan, M.T., PhD ( Univ Bumigora Mataram, Indonesia)
14. Mus Aidah, S.Pd., MM. (STMIK Adhi Guna Palu)
15. Djuniharto, S.Kom., M.Kom( stmik PGRI, banyuwangi, Indonesia)
16. Dr. Hj. Rosiyati Mh Thamrin, SE., MM. (STMIK Sepuluh Nopember Jayapura)
17. M Hari Purwiantoro, S.Kom., M.Kom( STMIK AMIKOM Surakarta, Indonesia)
18. Muchammad Naseer, M.Kom (STT Bandung, Indonesia)
19. Benedictus Effendy, ST., MT ( STMIK Palcomtec Palembang, Indonesia)
20. Dr. Hadi Santoso, S.Kom., M.Kom.( Institut Sains dan Bisnis ATMALUHUR, Indonesia)
21. Suardi B Haruna, S.Si.,M.Si (STMIK PROFESIONAL, Makasar, Indonesia)
22. Bob Subhan Riza, S.T, M.Kom ( Universitas Potensi Utama, Medan, Indonesia)

## PROGRAM COMMITTEE

1. Prof. Riyanarto Sarno, Ph.D. (Institut Teknologi Sepuluh Nopember (ITS)), Indonesia
2. Prof. Pitoyo Hartono (Chukyo University, Toyota), Japan
3. Prof. Harold Boley (Faculty of Computer Science, University of New Brunswick, NB), Canada
4. Prof. Eko Sedyono, PhD (Universitas Satya Wacana, Indonesia)
5. Prof. Agus Buono ( IPB University, Indonesia)
6. Prof. Joko Lianto Buliali, Msc, Phd ( Institut Teknologi Sepuluh Nopember(ITS)), Indonesia
7. Prof. Ir. Arif Djunaidy M.Sc., Ph.D. (Institut Teknologi Sepuluh Nopember (ITS)), Indonesia
8. Prof. Dr.rer.nat. Achmad Benny Mutiara, Q.N, Ssi, Skom ( Universitas Gunadarma), Indonesia

9. Prof. Sri Hartati, M.Sc., Ph.D. (IndoCEIS/UGM)
10. Prof. Dr. Muhammad Zarlis (Universitas Sumatera Utara), Indonesia.
11. Prof. Dr Eri Prasetyo Wibowo, SSI, MMSI ( Universitas Gunadarma), Indonesia
12. Rafał Dreżewski, Ph.D. (AGH University of Science and Technology), Poland
13. Assoc. Prof. Huynh Thi Thanh Binh (Hanoi University of Science and Technology (HUST)), Viet Nam
14. Prof. Dr. Mustafa Bin Mat Deris (Universiti Tun Hussein Onn Malaysia (UTHM)), Malaysia
15. Assoc. Prof. Somnuk Phon-Amnuaisuk (Universiti Teknologi Brunei), Brunei Darussalam
16. Amil Ahmad Ilham, ST.,MIT, PhD( Universitas Hasanuddin), Indonesia
17. Daniel Oranova, S.Kom., M.Sc.PD.Eng. (Institut Teknologi Sepuluh Nopember (ITS)), Indonesia
18. Arief Setyanto, S.Si., M.T., Ph.D. (AMIKOM Yogyakarta), Indonesia
19. Dr. Ir. Untung Rahardja, M.T.I.,MM. ( Universitas Raharja), Indonesia
20. Andrew Tanny Liem, PhD (Universitas Klabat), Indonesia
21. Husni Teja Sukmana, PhD (Universitas Islam Negeri Syarif Hidayatullah), Indonesia
22. Dr Evi Triandini ( ITB Stikom Bali, Indonesia)
23. Dr Kusrini ( Univ Amikom Yogyakarta, Indonesia)

## Technical Program Committee (TPC)

Chair : Husni Teja Sukmana, Ph.D (UIN Syarif Hidayatullah Jakarta, Indonesia)

C0-Chair : Prof. Dr. Teddy Surya Gunawan (Universitas Potensi Utama, Indonesia)

## Organizing Committee

1. Program Chair : Husni Teja Sukmana, PhD. (IEEE Member : 93016632)
2. Co Program Chair : Helmi Kurniawan, M.Kom
3. Publication Chair : Prof. Dr. Teddy Surya Gunawan (IEEE Member : 8286407700 )
4. Secretary : Ratih Puspasari, M.kom
5. Treasurer : Linda Wahyuni M.Kom

## Editing Team

Husni Teja Sukmana, Ph.D

Edy Victor Haryanto, M.Kom

M. Sadikin, M.Kom

Fujiati, M.Kom

Alfa Saleh, M.Kom

Khairani Puspita, M.Kom

# U-Net Tuning Hyperparameter for Segmentation in Amniotic Fluid Ultrasonography Image

Putu Desiana Wulaning Ayu  
Department of Information  
Technology, Faculty Computer and  
Informatics, Institut Teknologi dan  
Bisnis STIKOM Bali, Bali, Indonesia  
wulaning\_ayu@stikom-bali.ac.id

Gede Angga Pradipta  
Department of Information Technology,  
Faculty Computer and Informatics,  
Institut Teknologi dan Bisnis STIKOM Bali,  
Bali, Indonesia  
angga\_pradipta@stikom-bali.ac.id

**Abstract**— Ultrasound Amniotic Fluid (AF) images generally have image quality similar to other 2-D ultrasound images, which have noise, blurry edges, artifacts, and low contrast. Some of the confusing factors in pocket AF segmenting comprise (a) reverberation artifact, (b) AF mimicking region, (c) floating matters, and (d) incomplete or missing boundary. Obtaining the Region of Interest (ROI) area of amniotic fluid requires a segmentation method that can identify each object in more detail. Based on the problems in AF segmentation, the contribution of this research focuses on the development of segmentation methods in AF using the U-Net semantic segmentation model using the architecture of the Roenerberger. This paper analyzes several uses of hyperparameters to determine the performance of the U-NET model architecture, especially for segmenting AF. The hyperparameter tuning is in the optimizer, loss function, learning rate, and the number of epochs. The best performance of U-Net in segmenting amniotic fluid with a combination of RMSprop optimizer parameters, the Loss function is Binary cross entropy, learning rate value is 0.00001 with Epoch of 33 with DSC of 0.88 and IoU of 0.79, the accuracy of 0.87, precision of 0.93, recall of 0.88.

**Keywords**—Amniotic Fluid, Segmentation, U-Net, Tuning Hyperparameter

## I. INTRODUCTION

Examination of amniotic fluid is an examination that must be carried out by doctors when the womb enters the second trimester [1]. Amniotic fluid is found in the amniotic cavity, aims to protect the fetus if there is pressure on the umbilical cord, collisions with the uterine wall, and help the growth and development of fetal movements and maintain body temperature in the baby [2]. Amniotic Fluid Volume (AFV) gradually increased to about 20 ml at week 10, then increased to 630 ml at 22 weeks gestation and 770 ml at 28 weeks gestation. [3]. During pregnancy age above 39 weeks, the volume of amniotic fluid decreased sharply with an average volume of 515 ml. The condition of AFV is used as an indicator of the health of fetal development. [4]. Determining AFV is needed as a reference to determine the condition of fetal development. An accurated of AFV measurement, a segmentation model is needed to determine the amniotic fluid area. Determination of the amniotic fluid area on ultrasound images has difficulties because the boundary between the fluid area and other areas is not as blurry edge as shown in Fig. 1.

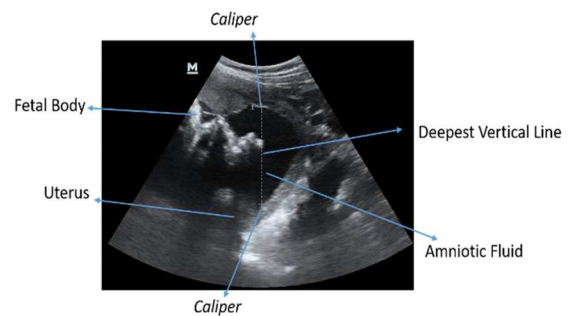


Fig. 1. Part of the amniotic fluid cavity

In general, amniotic fluid ultrasound images have almost the same image quality as other 2-D ultrasound images, which have noise, blurry edges, artifacts, and low contrast [5]. Amniotic fluid images have low contrast and there is a lot of noise around the object or organ you want to observe. In addition, the effect of sound reflection on objects will cause noise that can make it difficult to identify objects. Some of the confusing factors in pocket AF segmenting include: (a) reverberation artifact, (b) AF mimicking region, (c) floating matters, and (d) incomplete or missing boundary [6].

Obtaining the area or ROI (Region Of Interest) of amniotic fluid requires a segmentation method to identify each object in more detail. Several studies about the segmentation of amniotic fluid ultrasound images include the pixel classification method based on local gray level rectangle window sampling. [7]. This research limits the training set of pixels based on environmental information with the rectangle window sampling method used to determine the characteristics of each pixel in its specific environment. Feature extraction is no longer based on the global characteristics of the object but rather on retrieving the value of each pixel in the object area using a sampling window. This study also combines local first-order statistical methods and gray level information in the window to obtain the characteristics of each pixel. Based on this method, the average DSC is 84% and Intersection of Union (IoU) is 72.7%. Then research using the Pixel Classification Method Using Local Window Information and Distance Angle Pixels[8]. This study proposes a pixel classification model to separate amniotic fluid from other objects with a specified window size limit and combine it with several feature extractions such as gray-level, gray-level local variance, and distance angle pixels. Researched by Ayu, et al [8] showed an average DSC value of 87.6% and an average IoU of 76.8%. Research with the deep learning method approach has been carried out by several studies such as [9] using the method a dual path network, whose primary path is AF-net, and the secondary path is an auxiliary segmentation network, with amount DSC 85.9%. Then further research related to deep



learning by developing the AF-net method is a variation of U-net combined with three complementary concepts - atrous convolution, multi-scale side-input layer, and side-output layer with a DSC of 87.7% [6].

Based on the problems in AF segmentation, the contribution of this research focuses on the result segmentation methods in AF using the U-Net semantic segmentation model approach with the architecture of the Roenerberger[10]. This paper analyzes several uses of hyperparameters to determine the performance of the U-NET model architecture, especially for segmenting AF. The hyperparameter tuning like the optimizer, loss function, learning rate and the number of epochs. Roenerberger's architecture has been widely used in segmenting medical images [11]–[15] with satisfactory segmentation results. The U-Net model is one of the methods used in semantic segmentation. The U-Net architecture is formed from the Encoding and Decoding process on the input image, namely the amniotic fluid image. The feature extraction process is carried out through convolutional layers, from low-dimensional features to high-dimensional features. U-Net is divided into two important parts: (1) the contraction or downsampling path formed by the common convolutional process and (2) the expansion or upsampling path, transposing the 2D convolutional layer. Experiments in this study were conducted by tuning hyperparameters such as epoch, learning rate, loss function, and optimizer. This hyperparameter tuning is carried out to determine the best parameters for AF segmentation.

## II. PROPOSED MODEL

### A. Data Acquisition

The Ultrasound image data is taken from the patient's examination recording with the image format of jpg. 2D ultrasound image data of amniotic fluid was obtained by Surya Husadha Hospital Bali and Kasih Medika Clinic Bali. Image data are taken from Voluson S8 USG machine and transducer with a frequency of 3.5Hz, lateral resolution corresponding 3 mm to 0.2 m, with a gain of 0-8 Hz. Gain is the brightness setting on the ultrasound machine. The higher gain value is set at the time of inspection, the resulting image will have a very high brightness. The data criteria are images with a single pregnancy and pregnant women who are not in a condition of obesity with a gestational age of 13-37 weeks. At the data acquisition stage, data labeling is considered as ground truth by two Gynecologists and the total number of images used is 95.

### B. Pre-Processing Data

The initial process in preprocessing is cropping which is done automatically. This automatic cropping is done by cutting the image size in weight and height from  $800 \times 600$  pixels to  $550.98 \times 400.98$  pixels using the imcrop library in Matlab. The purpose of cropping is to remove unused information, such as text or patient data descriptions. The cropped image is used as input for the segmentation process.

### C. U-Net Architecture

The amniotic fluid image is a RGB image then number of the first convolutional layers for input is 3. The input image is  $256 \times 256$ , and the convolutional application adds depth to the images. We use convolutional blocks for each filter in this architecture with sizes 64, 128, 256, and 512. The convolutional block consists of two convolutional processes

with a kernel size of  $3 \times 3$  followed by one batch normalization process. The ReLU activation function is used in each convolutional layer. The green arrow in Fig. 2 shows the maximum merge process using a  $2 \times 2$  kernel. The gray arrow indicates proceed used to save the feature map from an encoder to decoder.

The first process is to initialize a variable named skip\_connection\_x to perform the bridging procedure between this encoder and decoder. *The output of conv\_block is then added to the skip\_connection\_x variable, which is used later in the decoder stage.* This decoder process has the primary function namely to produce the desired semantic segmentation map. The decoder loops over all filter sizes used. Where in the looping process there is an upsampling layer with a window size  $2 \times 2$ . After that the output from the upsampling process is then combined or connected with the value in the skip connection stored in the skip\_connection\_x variable. At the end of this decoder process, the convolution process is carried out is using a window size of  $1 \times 1$  using the sigmoid activation function. This process produces a final output in the form of segmentation results in the form of a binary mask from the amniotic fluid image.

### D. Optimizer

An optimizer is an algorithm or method used to minimize the loss function or to maximize production efficiency. The optimizer is a mathematical function related to the development of parameters such as weight and biases. The optimizer can help in changing the value of the weight and learning rate on the neural network to reduce losses. There are several optimizers used in deep learning such as:

#### 1. Gradient Descent

Gradient descent (GD) is an optimization algorithm based on the convex function and tweaks its parameters iteratively to minimize reduced loss function by moving in the direction opposite to that of the steepest ascent [16]. The advantages of gradient descent are easy to understand and implement and the disadvantages are very slow computation or computations caused by gradient calculations for the entire data set in one update and require large memory and high computation. One of the developments of the GD algorithm is the Stochastic Gradient Descent (SGD), where this SGD updates the parameters one by one each training example  $x^{(i)}$  and label  $y^{(i)}$ , where the equation is in (1).

$$\theta = \theta - \eta \cdot \nabla_{\theta} J(\theta; x^{(i)}; y^{(i)}) \quad (1)$$

Where  $\theta$  is weight,  $\eta$  is learning rate,  $J$  is amount training sampel.

The advantage of the SGD optimizer is frequently updates model parameters, requires less memory, and allows the use of large data sets as it has to update only one example at a time.

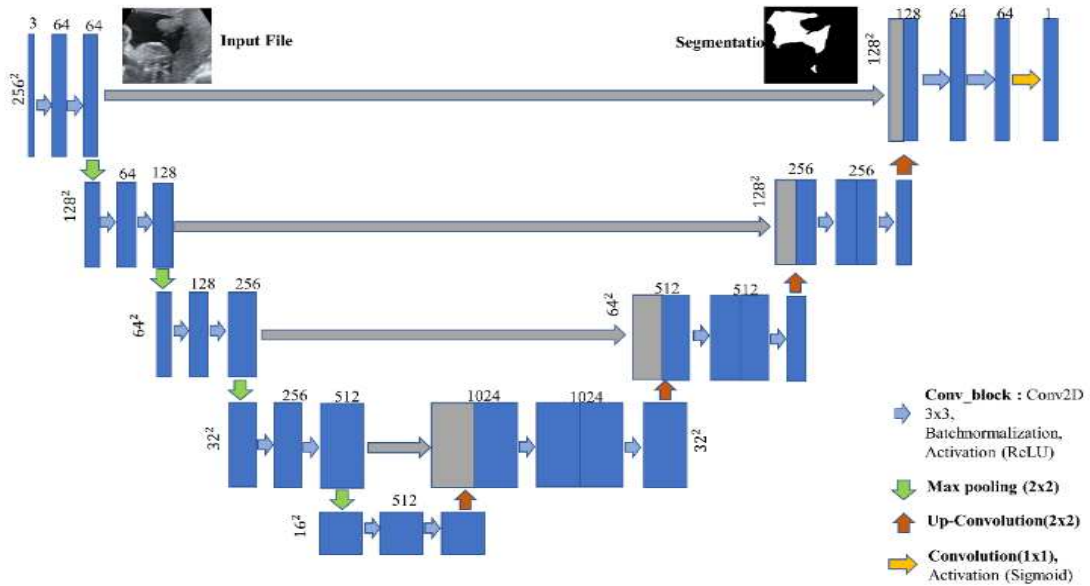


Fig. 2. U-Net Architecture[10]

## 2. Adadelata

Adadelata is an extension of Adagrad that seeks to reduce its aggressive, monotonically decreasing learning rate [17]. Instead of accumulating all past squared gradient, adadelata restricts the window of accumulated past gradient to some fixed size  $w$ . Adadelata it is not necessary to set the default learning rate because it has been removed from the update rule. The advantage of Adadelata is that it does not require a learning rate. Where the equation is in (2).

$$\theta_{t+1} = \theta_t + \Delta\theta_t \quad (2)$$

## 3. RMSprop

RMSprop is an unpublished, adaptive learning rate method proposed by Geoff Hinton. RMSprop is a special version of Adagrad where the learning rate is the exponential average of the gradients, not the cumulative sum of the squared gradients [16]. RMS-Prop basically combines momentum with AdaGrad. In RMS-Prop the RMS-Prop learning rate is adjusted automatically and selects a different learning rate for each parameter. Where the equation for RMS-Prop is in (4).

$$\theta_{t+1} = \theta_t - \frac{\eta}{\sqrt{E[g^2]_t + \epsilon}} g_t \quad (3)$$

$$\sqrt{E[g^2]_t} = 0.9 E[g^2]_{t-1} \quad (4)$$

RMSprop also divides the learning rate by the mean of the exponentially decreasing squared gradient. Hiton suggest  $\gamma$  to be set to 0.9, while a good default value for the learning rate  $\eta$  is 0.001.

## 4. Adam

Adaptive Moment Estimation (Adam) is a method that calculates the adaptive learning rate for each parameter. In addition to storing the exponentially decaying average of past squared gradient  $v_t$ , like Adadelata and RMSprop, Adam also stores the exponentially decreasing average of past gradient  $m_t$  [18].

Adam observes the value of the bias towards zero, especially during the initial time step and especially when the decay rate is small (i.e 1 and close to 1). The equation for Adam can be seen in equation (7).

$$m_t = \beta_1 m_{t-1} + (1 - \beta_1) g_t \quad (5)$$

$$v_t = \beta_2 v_{t-1} + (1 - \beta_2) g_t^2 \quad (6)$$

$$\theta_{t+1} = \theta_t - \frac{\eta}{\sqrt{\hat{v}_t + \epsilon}} \hat{m}_t \quad (7)$$

Where  $m_t$  and  $v_t$  are estimate of the first moment (the mean) and the second moment (the uncentered variance) of the gradients [16]. Default values 0.9 for  $\beta_1$ , 0.999 for  $\beta_2$ , and  $10^{-8}$  for  $\epsilon$ .

## 5. Nadam

Nadam (Nasterov-accelerated Adaptive Moment Estimation) optimizer merupakan kombinasi Adam dan NAG. In order to incorporate NAG into Adam, modifications to the momentum  $m_t$  are needed. The equations for Nadam is (8).

$$\theta_{t+1} = \theta_t - \frac{\eta}{\sqrt{\hat{v}_t + \epsilon}} (\beta_1 \hat{m}_t + \frac{(1 - \beta_1) g_t}{1 - \beta_1^t}) \quad (8)$$

## E. Loss Function

The loss function is used to measure the error between the predicted output and a given target value. The goal is almost always to minimize the minimize loss function. Where the lower the loss, the better the model. A loss function tells us how far the algorithm model is from realizing the expected result. The word “loss” means the penalty or penalty received by the model for failing to deliver the desired result. The use of the loss function is based on the purpose of the developed model. In the model classification, the loss functions that are used include Binary Cross-Entropy (BCE), Hinge Loss (HL), and Squared Hinge Loss (SHL). BCE Loss is used for binary

classification models, in which the model only has two classes, with equation (9).

$$loss(x, y) = - \sum x \cdot \log(y) \quad (9)$$

#### F. Learning Rate dan Epoch

Learning rate is one of the training parameters to calculate the weight correction value during the training process. This learning rate value has the range of zero (0) to (1). The higher the learning rate, the faster the training process will run. Greater the learning rate the network accuracy will decrease, but if the learning rate is getting smaller, the network accuracy will be greater or increase with the consequence that the training process will take longer. Epoch represents the number of iterations that must be done on the data set. The epoch represents one cycle of the deep learning algorithm learning from the entire training dataset. One epoch means that a deep learning algorithm has learned from the all training dataset.

#### G. Evaluate Performance Method

Performance evaluation for segmentation uses the Dice Similarity Coefficient (DSC) and Intersection of Union (IoU). Meanwhile, to determine the performance of the Optimizer on the loss function, learning rate, and epoch, we use the confusion matrix.

Therefore, DSC has an interval of values at [0, 1]. In addition it is defined in Eq. (10) [8]. Furthermore, Jaccard Coefficient/ IoU is the number of intersections in pixels  $A$  to  $B$  divided by union  $A$  and  $B$  as shown in equation. (11)[8].

$$DSC = \frac{2|A \cap B|}{|A| + |B|} \quad (10)$$

$$Jaccard/IoU = \frac{|A \cap B|}{|A \cup B|} \quad (11)$$

Where:  $A$  is a segmented pixel, and  $B$  is pixel label/ground truth.

The parameters used to measure the performance loss function, learning rate, epoch using accuracy, precision and recall, measure as shown in equation (12) - (14) [1].

$$Accuracy = \frac{TP + TN}{TP + FP + TN + FN} \quad (12)$$

$$Precision = \frac{TP}{TP + FP} \quad (13)$$

$$Recall = \frac{TP}{TP + FN} \quad (14)$$

TP is True Positive (a positive label that is predicted as an actual label), FP is False Positive (negative label but predicted as a positive label), TN is True Negative (negative

data that predicted correctly), and FN is False Negative (a positive label but predicted as negative label).

### III. EKSPERIMENT AND RESULT

The U-Net method in this study was carried out based on tuning hyperparameters such as epoch, learning rate, loss function, and optimizer. The Hyperparameter tuning used to find out the best parameters that used for segmenting amniotic fluid. In the first step, checked by testing several optimizer methods such as Stochastic Gradient Descent (SDG), Adam, Nadam, RMSprop, AdaDelta, and AdaMax with several learning rate values, the number of batches is 2, and the epoch is 1 to 40. Table 1 shows the test results of the six optimizer methods above.

TABLE I. COMPARISON OF PERFORMANCE OF OPTIMIZER METHOD ON U-NET MODEL FOR AMNIOTIC FLUID SEGMENTATION

Optimizer	Performance Metric (Val)					
	loss	acc	recall	precision	IoU	DSC
<i>Stochastic Gradient Descent (SGD)</i>	0,45	0,80	0,83	0,86	0,5466	0,70
<b><i>RMSprop</i></b>	<b>0,41</b>	<b>0,87</b>	<b>0,87</b>	<b>0,93</b>	<b>0,78</b>	<b>0,88</b>
<i>AdaDelta</i>	0,69	0,50	0,69	0,59	0,39	0,56
<i>AdaMax</i>	0,32	0,87	0,87	0,93	0,79	0,86
<i>Nadam</i>	0,36	0,88	0,89	0,92	0,81	0,85
<i>Adam</i>	0,31	0,88	0,89	0,92	0,78	0,85

\*acc: accuracy

Table 1 shown that the RMSprop method achieved the best performance with DSC and IoU values on the test data of 0.88 and 0.78. From these results, hyperparameter tuning is then carried out on the model with the RMSprop optimizer by conducting experiments on the Loss Function method used are Binary Crossentropy, Hinge, and Squared Hinge. The purpose of this second experiment is to find out the Loss Function method with the best accuracy with the RMSprop optimizer. Table 2 shows the model's performance against several loss function methods being tested.

TABLE II. COMPARISON OF RESULTS TO THE LOSS FUNCTION METHOD USED IN THE METHOD U-NET

Loss Function	Performance Metric					
	loss	acc	recall	precision	IoU	DSC
<i>Binary cross entropy</i>	0,41	0,87	0,87	0,93	<b>0,79</b>	<b>0,88</b>
<i>Hinge</i>	0,40	0,78	0,98	0,75	0,70	0,82
<i>Squared Hinge</i>	0,39	0,59	0,97	0,61	0,59	0,73

From the results shown in the Table 2, the Loss Function method is Binary Cross Entropy, can provide the best results by achieving a DSC value of 0.88 (88%) and an IoU of 0.79 (79%). From these two experimental results, best combination between optimizer method and Loss Function method is RMSprop and, also Binary Cross Entropy. The next Hyperparameter tuning is carried out to determine the value of Learning Rate and best number of epochs from the two combinations of the above methods on the U-Net model. The Learning Rate was observed at values of 0.00001, 0.0001, 0.001, and 0.1. Table 3 shows performance results of the U-Net model on Learning Rate parameter tuning.

TABLE III. COMPARISON OF RESULTS TO THE LEARNING RATE VALUE METHOD USED ON THE U-NET METHOD

Performance Metric	RMSprop + Binary_crossentropy			
	Learning Rate			
	0,00001	0,0001	0,001	0,01
Val_IoU	<b>0,79</b>	0,78	0,77	0,78
Val_DSC	<b>0,88</b>	0,85	0,87	0,86
Val_acc	0,87	<b>0,88</b>	0,86	0,88
Val_precision	<b>0,93</b>	0,92	0,94	0,84
Val_recall	0,88	<b>0,89</b>	0,83	0,89
Val_loss	0,41	0,31	0,34	<b>0,28</b>

\*Val: validation

A learning Rate value of 0.00001 can give the best results on the U-Net model, with a DSC value of 0.88 and an IoU value of 0.79. The three results of the Hyperparameter Tuning, it was found that the combination of the RMSprop optimizer, the Loss Function Binary Cross-Entropy Method, and the Learning Rate 0.00001 became the best parameters that could be tuned in the U-Net model to segment the amniotic fluid. Finally, to find out the Epoch value needed until this model converges, it is done by checking the number of Epochs with a limit of up to 100 and also using the Early Stopping method to monitor when there is no longer any performance improvement. Figure 3 shows the plot between the number of epochs and the validation loss in the U-Net model from the results of this Hyperparameter Tuning.

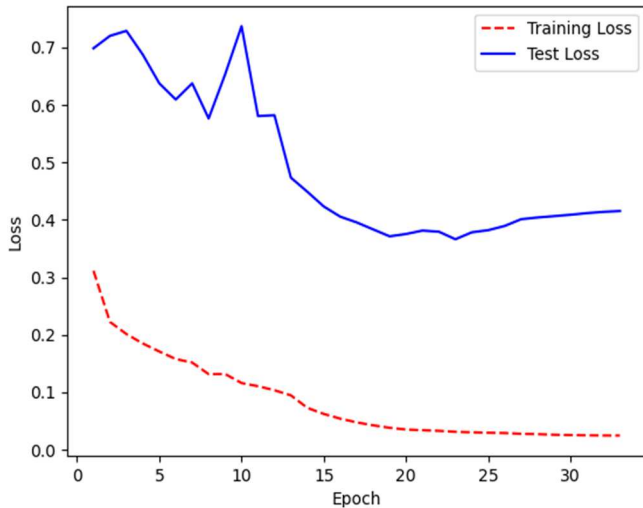


Fig. 3. Plot between Epoch value and Loss value in U-Net model

From Fig. 3 where the value of epoch 33 and above, there is no change in the value of the validation loss so that the early stopping method ends the training process on the 33rd epoch obtained U-Net in one of the image data validations. Fig. 4 shows the results of segmentation using U-Net based on the best Tuning Hyperparameter. In Fig. 4, the first column (a) shows the ultrasound image of the amniotic fluid, the second column (b) shows the ground truth, and the third column (c)

shows the segmentation results of the U-Net method.

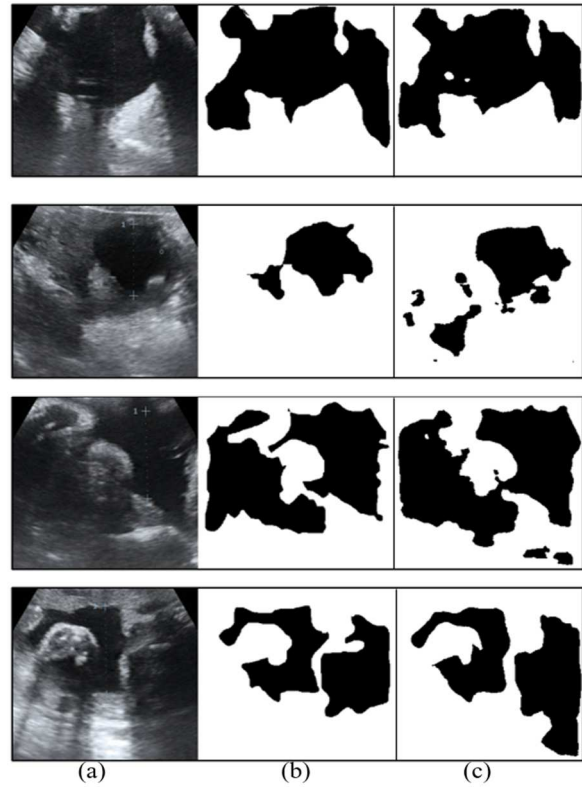


Fig. 4. Amniotic fluid segmentation results in the U-net model

In Fig. 4 can be seen an example of the segmentation results based on U-NET with the hyperparameters. In the third column (c) shown the amniotic fluid segmentation results are almost close to the ground truth image (b), where the results of this segmentation show an average DSC value of 0.88.

#### IV. CONCLUSION

The conclusion in this paper is based on experimental results on the tuning parameters of the U-Net model, show the best performance of U-Net in segmenting amniotic fluid is the combination of the RMSprop optimizer parameter, the Loss function is Binary cross-entropy, the learning rate value is 0.00001 with an Epoch of 33 with DSC of 0.88 (88%) and IoU of 0.79, the accuracy of 0.87, precision of 0.93, recall of 0.88. Experiments with Hyperparameter Tuning showed improved results on DSC from several previous studies [8] and [9] and the proposed model is able to segment Amniotic Fluid with research data. Future research is carried out to improve segmentation results by developing methods, especially which can analyze segmentation with a limited amount of data.

#### ACKNOWLEDGMENT

The author would like to thank to the Research Directorate of ITB STIKOM Bali for funding this research.

#### REFERENCES

- [1] P. D. W. Ayu, S. Hartati, A. Musdholifah, and D. S. Nurdiati, "Amniotic fluid classification based on volume and echogenicity using single deep pocket and texture feature," *ICIC Express Lett.*, vol. 15, no. 7, pp. 681–691, 2021.
- [2] M. H. Beall, J. P. H. M. van den Wijngaard, M. J. C. van Gemert, and M. G. Ross, "Amniotic Fluid Water Dynamics," *Placenta*, vol. 28, no. 8–9, pp. 816–823, 2007.

- [3] R. A. Brace and E. J. Wolf, "Normal amniotic fluid volume changes throughout pregnancy," *Am. J. Obstet. Gynecol.*, vol. 161, no. 2, pp. 382–388, 1989.
- [4] W. Dc and L. Rock, "Dubil2013," vol. 16, no. May, 2013.
- [5] M. I. Martínez-León, "Fetal imaging," *J. Ultrasound Med.*, vol. 33, no. 5, pp. 745–757, 2014.
- [6] H. C. Cho *et al.*, "Automated ultrasound assessment of amniotic fluid index using deep learning," *Med. Image Anal.*, vol. 69, p. 101951, 2021.
- [7] P. D. W. Ayu and S. Hartati, "Pixel Classification Based on Local Gray Level Rectangle Window Sampling for Amniotic Fluid Segmentation," *Int. J. Intell. Eng. Syst.*, vol. 14, no. 1, pp. 420–432, 2021.
- [8] P. D. W. Ayu, S. Hartati, A. Musdholifah, and D. S. Nurdiati, "Amniotic fluid segmentation based on pixel classification using local window information and distance angle pixel," *Appl. Soft Comput.*, vol. 107, p. 107196, 2021.
- [9] S. Sun, J. Y. Kwon, Y. Park, H. C. Cho, C. M. Hyun, and J. K. Seo, "Complementary Network for Accurate Amniotic Fluid Segmentation from Ultrasound Images," *IEEE Access*, vol. 9, pp. 108223–108235, 2021.
- [10] O. Ronneberger, P. Fischer, and T. Brox, "U-net: convolutional networks for biomedical image segmentation," *Lect. Notes Comput. Sci.*, vol. 9351, pp. 234–241, 2015.
- [11] H. Shin, R. Agyeman, M. Rafiq, M. C. Chang, and G. S. Choi, "Automated segmentation of chronic stroke lesion using efficient U-Net architecture," *Biocybern. Biomed. Eng.*, vol. 42, no. 1, pp. 285–294, Jan. 2022.
- [12] J. Li *et al.*, "Study on strategy of CT image sequence segmentation for liver and tumor based on U-Net and Bi-ConvLSTM," *Expert Syst. Appl.*, vol. 180, p. 115008, Oct. 2021.
- [13] M. Han *et al.*, "Automatic segmentation of human placenta images with u-net," *J. IEEE Access*, vol. 7, pp. 180083–180092, 2019.
- [14] C. Chu, J. Zheng, and Y. Zhou, "Ultrasonic thyroid nodule detection method based on U-Net network," *Comput. Methods Programs Biomed.*, vol. 199, p. 105906, Feb. 2021.
- [15] K. bing Chen, Y. Xuan, A. jun Lin, and S. hua Guo, "Lung computed tomography image segmentation based on U-Net network fused with dilated convolution," *Comput. Methods Programs Biomed.*, vol. 207, p. 106170, Aug. 2021.
- [16] S. Ruder, "An overview of gradient descent optimization algorithms," pp. 1–14, 2016.
- [17] M. D. Zeiler, "ADADELTA: An Adaptive Learning Rate Method," 2012.
- [18] D. P. Kingma and J. L. Ba, "Adam: A method for stochastic optimization," *3rd Int. Conf. Learn. Represent. ICLR 2015 - Conf. Track Proc.*, pp. 1–15, 2015.